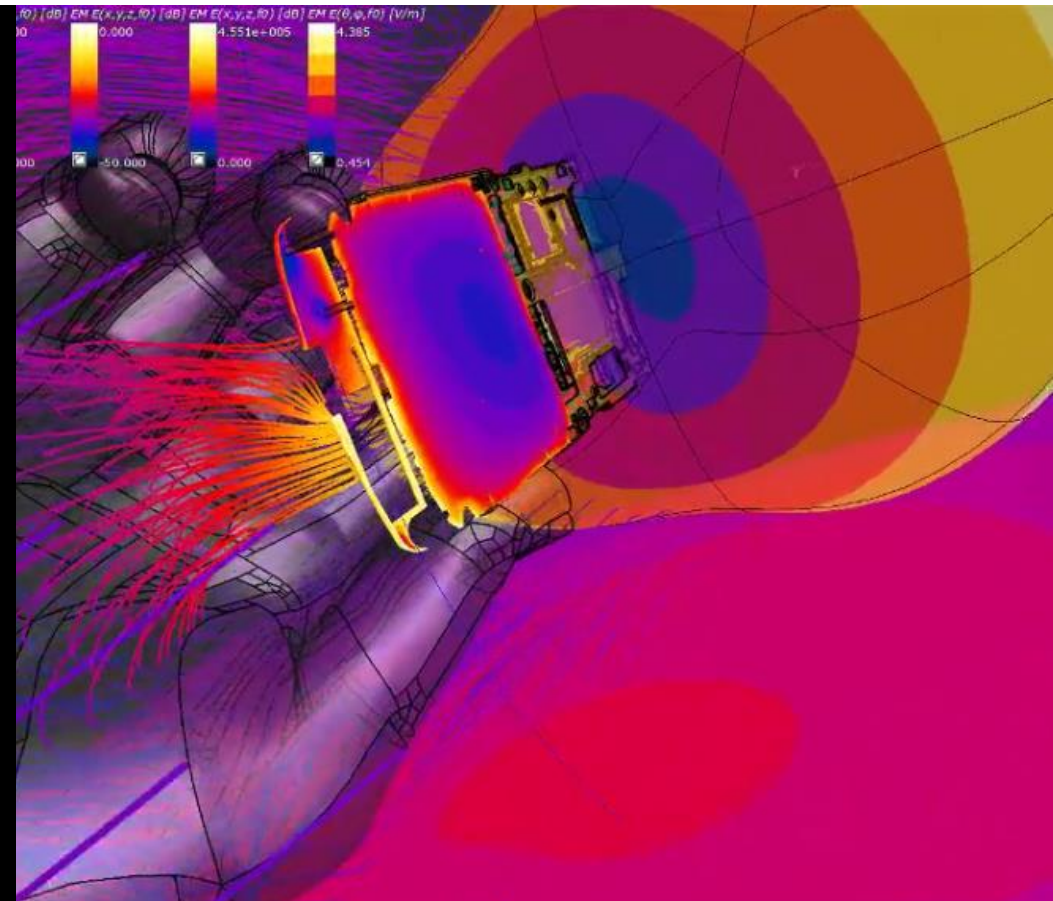
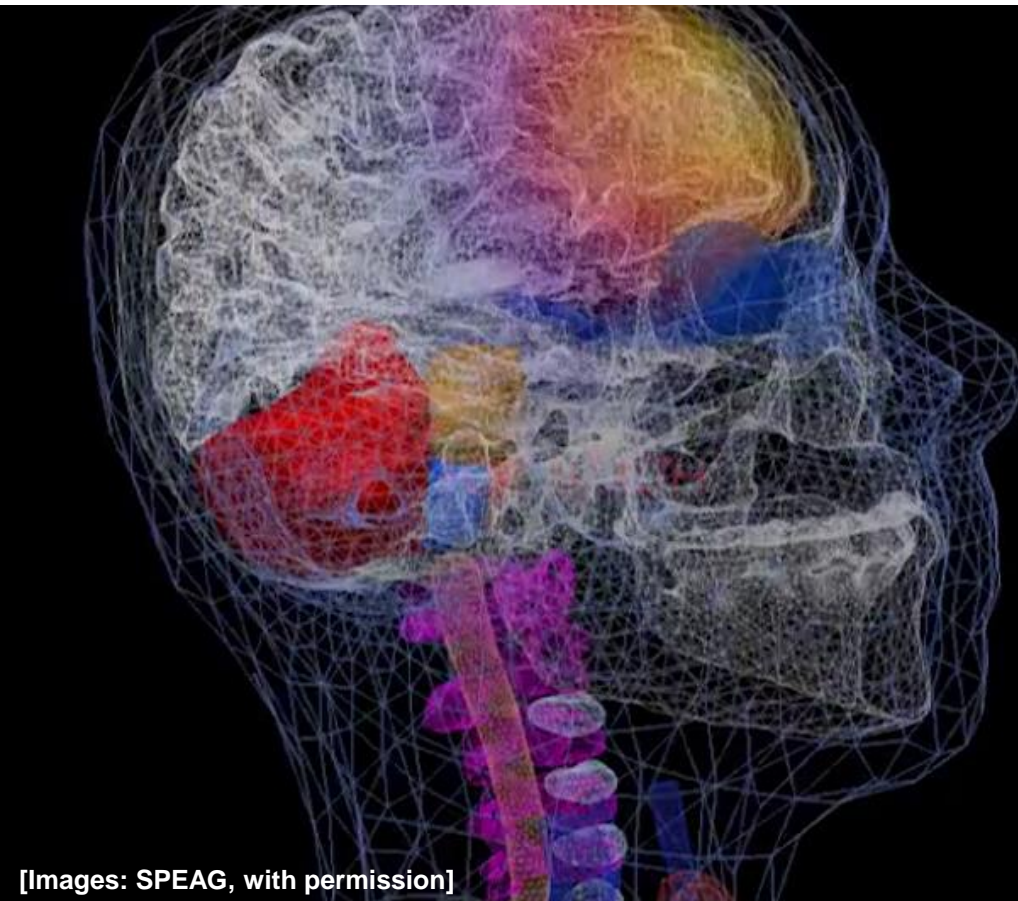


# Bioelectromagnetics: Principles and Applications

Prof. Dr. sc. techn. Christian Schuster

Course Overview, Winter Term 2023/24



# What this is About

---

The field of bioelectromagnetics can be loosely defined as:

**The science of electromagnetic field  
interaction with biological tissue**

It is a subdiscipline of biomedical engineering and has many connections to e.g. medical / biological imaging, electrotherapy, electrophysiology, biophysics, bioelectronics, electromagnetic compatibility / safety, and electrochemistry.

In the following the main goals, contents, and resources for this course are shortly outlined.

# Goals of this Course

---

Students will be able to explain the basic principles, relationships, and methods of bioelectromagnetics, i.e. the science of electromagnetic field interaction with biological tissue. They can define and give examples for the most important physical phenomena and classify them corresponding to wavelength and frequency of the fields. They can give an overview over measurement and numerical techniques for characterization of electromagnetic fields in practical applications. They can give examples for therapeutic and diagnostic utilization of electromagnetic fields in medical technology.

In addition students will learn how to apply various methods to characterize the behavior of electromagnetic fields in biological tissue. In order to do this they can relate to and make use of the elementary solutions of Maxwell's Equations. They are able to assess the most important effects that these models predict for biological tissue, they can order the effects corresponding to wavelength and frequency, respectively, and they can analyze them in a quantitative way. They are able to evaluate the effects of electromagnetic fields for therapeutic and diagnostic applications and make an appropriate choice.

# Curriculum

Week	Topics	Lecture Notes
1	Course Overview, Introduction to Bioelectromagnetics, Introduction to Electromagnetics	[00] – [02]
2	Basic Properties of EM Fields, Electrical Properties of Tissues	[03] – [04]
3	Time-Harmonic Boundary Conditions,	[05]
4	Properties of Electrolytic Solutions, Electric Double Layers	[06] – [07]
5	Polarized Cells and Action Potentials	[08]
6	Cellular Current Sources and Fields	[09]
7	Electrocardiography and Lead Fields	[10]
8	Electrical Therapies and Safety, Magnetic Fields and Their Effects	[11] – [12]
9	Coils and Their Magnetic Fields, Low to Mid Frequency Field Coupling	[13] – [14]
10	Nuclear Magnetic Resonance	[15]
11	Power Flux, Power Density & SAR	[16]
12	Plane Wave Propagation, Plane Wave Superposition, Plane Wave Reflection and Refraction	[17] – [19]
13	The FDTD Method, THz, IR & Visible Light	[20] – [21]
14	UV and X-Rays, Radiography and CT, Wrapping Up Bioelectromagnetics	[22] – [24]

# Exercises

Students will have the opportunity to learn, discuss and work with simplified, quantitative models commonly used in bioelectromagnetics.

Exercises will be supervised by:

**Hamideh Esmaeili**

(hamideh.esmaeili@tuhh.de)

**Exercise: Bioelectromagnetics**  
- RC Tissue Models -

Consider an simple RC-circuit model for two electrodes attached to the human body. One electrode is on one hand, the other is located on the torso near the heart. The resistance from hand to heart within the body interior is estimated with  $R_0=500\ \Omega$ .

$\kappa_s$	0.6 S/m
$\kappa_f$	0.17 S/m
$\epsilon_s$	35
$\epsilon_f$	11
$\tau_b$	409 ps
Electrodes: 2cm X 2cm	

1. Calculate the values of the equivalent circuit elements for skin and fat using a parallel plate approximation.
2. Calculate the equivalent capacitance of the body interior.
3. Calculate the impedance as a function of frequency and sketch a corresponding bode-diagram. (Use one RC-circuit with an average time constant as an approximation)
4. What is the value of the current flowing through the body if 230 V at 50 Hz are applied to the electrodes? What is the power absorbed by the body?

Now, a DC-voltage of 100 V is applied. The plus pole is attached to the hand electrode.

5. Calculate the current flowing through the body and the absorbed power.
6. Calculate the charges that accumulate at the boundaries of skin, fat, and body interior and illustrate where the charges are located in the sketch. (We still assume the parallel plate model)
7. Illustrate and calculate the electric field strength in the skin and fat layer.
8. If there is time, modify the model for electrodes from hand to hand (the resistance of the body interior doubles) and calculate the current flowing through the body when a car battery with 12 V (inner resistance 10  $\Omega$ ) is touched.

TUHH Institut für Theoretische Elektrotechnik

Solutions to the exercises will posted to Stud.IP. after discussion.



# Student Presentations (Referate)

Presentations by students during class on a topic of their choice are a **mandatory requirement** for passing the course. Presentations should be 10-15 minutes including Q&A using slides. Topics will be defined from papers of our course material.

Please set a date for your presentation with Prof. Schuster directly!



[Source: [ieeexplore.ieee.org](http://ieeexplore.ieee.org)]

# Literature

---

Course slides will be available for each lecture. In addition, the following books can be recommended:

- C. Furse, D. A. Christensen, C. H. Durney, "**Basic Introduction to Bioelectromagnetics**", CRC Press
- S. Grimnes, O. G. Martinsen, "**Bioimpedance & Bioelectricity Basics**", Academic Publishers (E-Book TUHH)
- R. Plonsey, R. C. Barr, "**Bioelectricity – A Quantitative Approach**", Springer (E-Book TUHH)
- J. C. Lin (Ed.), "**Electromagnetic Fields in Biological Systems**", CRC Press
- J. Malmivuo, R. Plonsey, " **Bioelectromagnetism**", available online at <http://www.bem.fi/book/>

All books can be made available by request.

# Internet Resources

The Bioelectromagnetic Society (BEMS) offers lots of information at:

[www.bems.org](http://www.bems.org)



[Source: [www.bems.org](http://www.bems.org)]

Likewise the Bundesamt für Strahlenschutz (BfS) at:

[www.bfs.de/EN/topics/emf/emf\\_node.html](http://www.bfs.de/EN/topics/emf/emf_node.html)



[Source: [www.bfs.de](http://www.bfs.de)]




# Scientific Journals

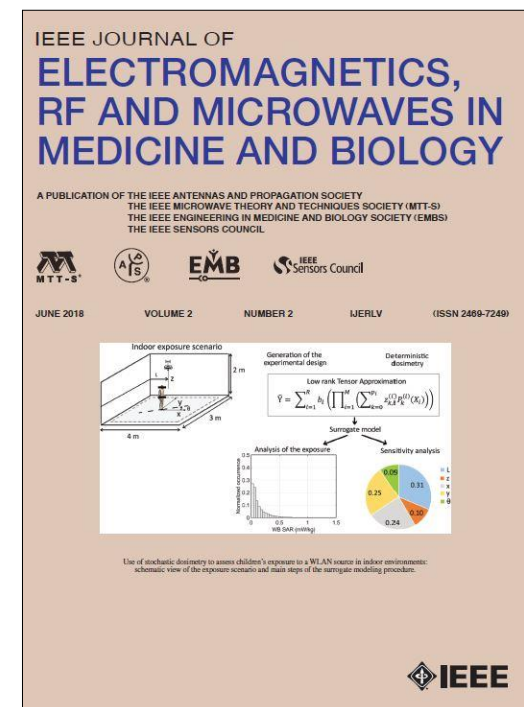
Scientific journals with a focus on biomedical engineering and/or electromagnetic fields in medicine and biology:



[Source: [www.bems.org](http://www.bems.org)]



[Source: [ieeexplore.ieee.org](http://ieeexplore.ieee.org)]



[Source: [ieeexplore.ieee.org](http://ieeexplore.ieee.org)]

# Scientific Journals

Scientific journals with a focus on electromagnetic fields in electromagnetic compatibility and microwave engineering:

IEEE TRANSACTIONS ON <b>ELECTROMAGNETIC COMPATIBILITY</b>	
A PUBLICATION OF THE IEEE ELECTROMAGNETIC COMPATIBILITY SOCIETY	
	
FEBRUARY 2015	VOLUME 57 NUMBER 1 IEMCAE (ISSN 0018-9375)
Editorial .....	<i>F. Rachidi</i> 2
REGULAR PAPERS	
EMC MEASUREMENTS	
Reverberation Chambers	
Comparison of Reverberation Chamber Shapes Inspired From Chaotic Cavities .....	<i>K. Selmami, J. B. Goss, E. Richalet, O. Legend, O. Picon, and P. Montaigne</i> 3
Design and Experimental Validation of a Mode-Stirred Reverberation Chamber at Millimeter Waves .....	<i>A. K. Fall, P. Benier, C. Lemoine, M. Zhakhov, and R. Sautou</i> 12
ELECTROMAGNETIC ENVIRONMENT	
Absorbers	
Investigation of Thin and Broadband Capacitive Surface-Based Absorber by the Impedance Analysis Method .....	<i>Y. Han, W. Che, C. Christopoulos, and Y. Chang</i> 22
Human Exposure and SAR	
Assessing Whole-Body Absorption Cross Section For Diffuse Exposure From Reverberation Chamber Measurements .....	<i>A. Rumbé, D. P. Gallot, E. Tampo, G. Vermeeren, W. Joseph, M. Linaut, and J. Martinez</i> 27
Magnetic Field Exposure Assessment in Electric Vehicles .....	<i>A. Vassilev, A. Ferber, C. Wehrmann, O. Pinaud, M. Schilling, and A. R. Radde</i> 35
Radiation	
EMC Analysis of Axle Counters in the Italian Railway Network .....	<i>R. D. Perichini, D. Di Fede, V. Calà, C. Malta, and A. Orlandi</i> 44
Detection of Electromagnetic Radiation Sources at the Switching Time Scale Using an Inverse Problem-Based Resolution Method—Application to Power Electronic Circuit .....	<i>L. Righini, F. Costi, and L. Pichon</i> 52
Prediction of Radiated Emissions From Cables Over a Metal Plane Using a SPICE Model .....	<i>G. Li, W. Qian, A. Radchenko, J. He, G. Hess, R. Hoeckel, T. Van Doran, D. Pommerenke, and D. Beutner</i> 61
(Contents Continued on Page 1)	
	

[Source: [ieeexplore.ieee.org](http://ieeexplore.ieee.org)]

IEEE TRANSACTIONS ON <b>MICROWAVE THEORY AND TECHNIQUES</b>	
A PUBLICATION OF THE IEEE MICROWAVE THEORY AND TECHNIQUES SOCIETY	
	
MARCH 2015	VOLUME 63 NUMBER 3 IETMB (ISSN 0018-9480)
MINI-SPECIAL ISSUE ON 2014 IEEE WIRELESS POWER TRANSFER CONFERENCE (WPTC 2014)	
Editorial .....	<i>D. Schreurs and J. Lin</i> 777
Guest Editorial .....	<i>J. Kim and S. Ahn</i> 778
MINI-SPECIAL ISSUE PAPERS	
Wireless Power Systems for Mobile Devices Supporting Inductive and Resonant Operating Modes .....	<i>P. S. Rathi, A. Sayemam, H. Arian, Y. C. Yen, J. C. Yang, B. Jiao, C. M. Lee, F. C. Lin, Y. M. Wang, W. Wang, and P. F. Tsai</i> 780
Free-Positioning Wireless Charging System for Small Electronic Device Using a Bowl-Shaped Transmitting Coil .....	<i>J. Kim, D.-H. Kim, J. Choi, K.-H. Kim, and Y.-J. Park</i> 791
Efficiency and Optimal Load Analysis for Multiple-Receiver Wireless Power Transfer Systems .....	<i>M. Fu, T. Zhang, C. Ma, and X. Zhu</i> 801
Development of the Optimization Framework for Low-Power Wireless Power Transfer Systems .....	<i>T. B. Lee, S. Ahn, and I. G. Jung</i> 813
Enhanced Analysis and Design Method of Dual-Band Coil Module for Near-Field Wireless Power Transfer Systems .....	<i>M.-L. Kung and K.-H. Lin</i> 821
An Investigation of Electromagnetic Radiation Emission and Interference From Multi-Coil Wireless Power Transfer Systems Using Resonant Magnetic Field Coupling .....	<i>S. Kung, B. Bai, D. H. Jung, J. J. Kim, S. Kim, C. Song, J. Kim, and J. Kim</i> 833
Advanced Power Control Scheme in Wireless Power Transmission for Human Protection From EM Field .....	<i>S.-M. Kim, J.-I. Moon, J.-E. Cho, J.-H. Park, W.-J. Byun, and H.-C. Choi</i> 847
Development of a Communication Scheme for Wireless Power Applications With Moving Receivers .....	<i>B. Theen and N. Stevens</i> 857
(Contents Continued on Back Cover)	
	

[Source: [ieeexplore.ieee.org](http://ieeexplore.ieee.org)]